

Investor Briefing: Woodside's 2025 AGM

March 2025

■ ACCR

Summary

ACCR has filed [members' statements](#) with Woodside Energy Group Ltd, dissenting against the election of all directors standing at the upcoming annual general meeting (AGM).

The members' statements say Woodside's entire Board shares collective responsibility for the company's failings.

The governance concerns outlined in the statements include:

1. failure to respond to significant underperformance
2. failure to materially respond to escalating investor feedback on management of climate risk.

A vote against all directors facing either re-election or election in 2025 is warranted

Contents

Summary	<u>2</u>
Members' statements	<u>4</u>
Chronic underperformance	<u>6</u>
Persistent failure to manage climate risk	<u>13</u>
Disclaimer	<u>22</u>



Members' statements

The Board shares collective responsibility for Woodside's failings, which include chronically poor shareholder returns and ongoing failure to manage climate risk



Ann Pickard

- Chair of Sustainability Committee¹ since 2017
- Oversaw two climate plans, both of which received record-breaking votes against



Ben Wyatt

- Current Chair of the Audit and Risk Committee² with responsibilities including oversight of climate risk
- Member of the Sustainability Committee for two years until December 2023



Tony O'Neill

- Member of the Sustainability Committee since June 2024

A vote against all directors facing either re-election or election is warranted³

1. The Sustainability Committee is responsible for "climate change". For its responsibilities, see 2024 Annual report p46

2. The Audit and Risk Committee is responsible for reviewing "the Company's risk management framework". "Climate change" is a specific risk overseen by the committee (2024 Annual report p99).

3. Our members' statements have been filed for inclusion in Woodside's 2025 Notice of the Annual General Meeting.

Chronic underperformance

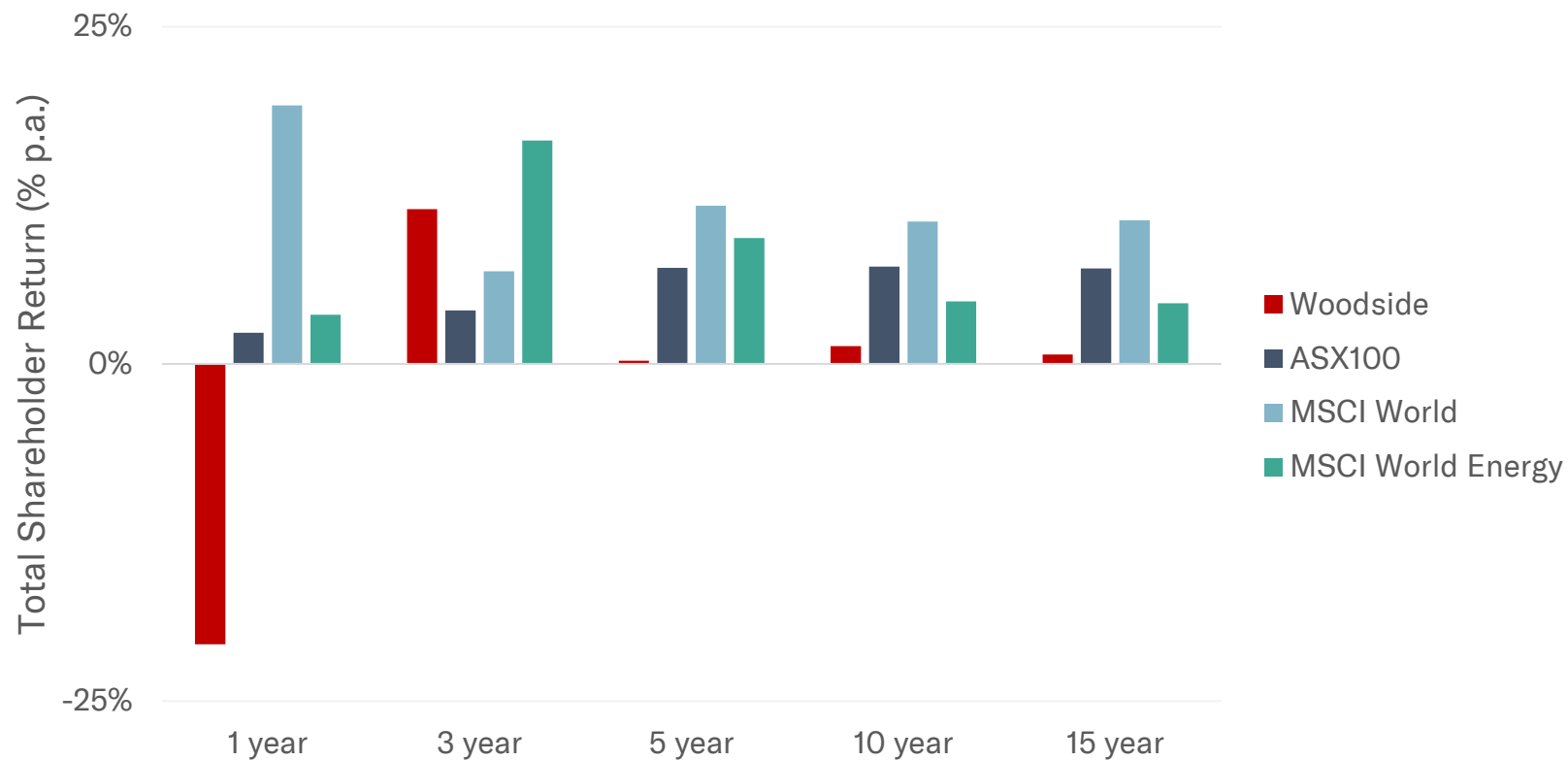
Woodside persistently underperforms Australian and global share markets

Woodside has consistently underperformed relative to equities' markets and its sector

Woodside has:

- generated just 0.7% p.a. Total Shareholder Return (TSR) over 15 years
- significantly underperformed the ASX100 and MSCI World over one, five, 10 and 15 years

Whilst the Ukraine war triggered stronger returns over three years, Woodside still lagged the MSCI World Energy index.



Bloomberg Finance LP, used with permission of Bloomberg Finance LP.
TSR is calculated on a USD basis, with all periods ending 31 December 2024

Woodside has more bullish oil price assumptions than its peers

Woodside had a higher oil price assumptions than many of its peers.

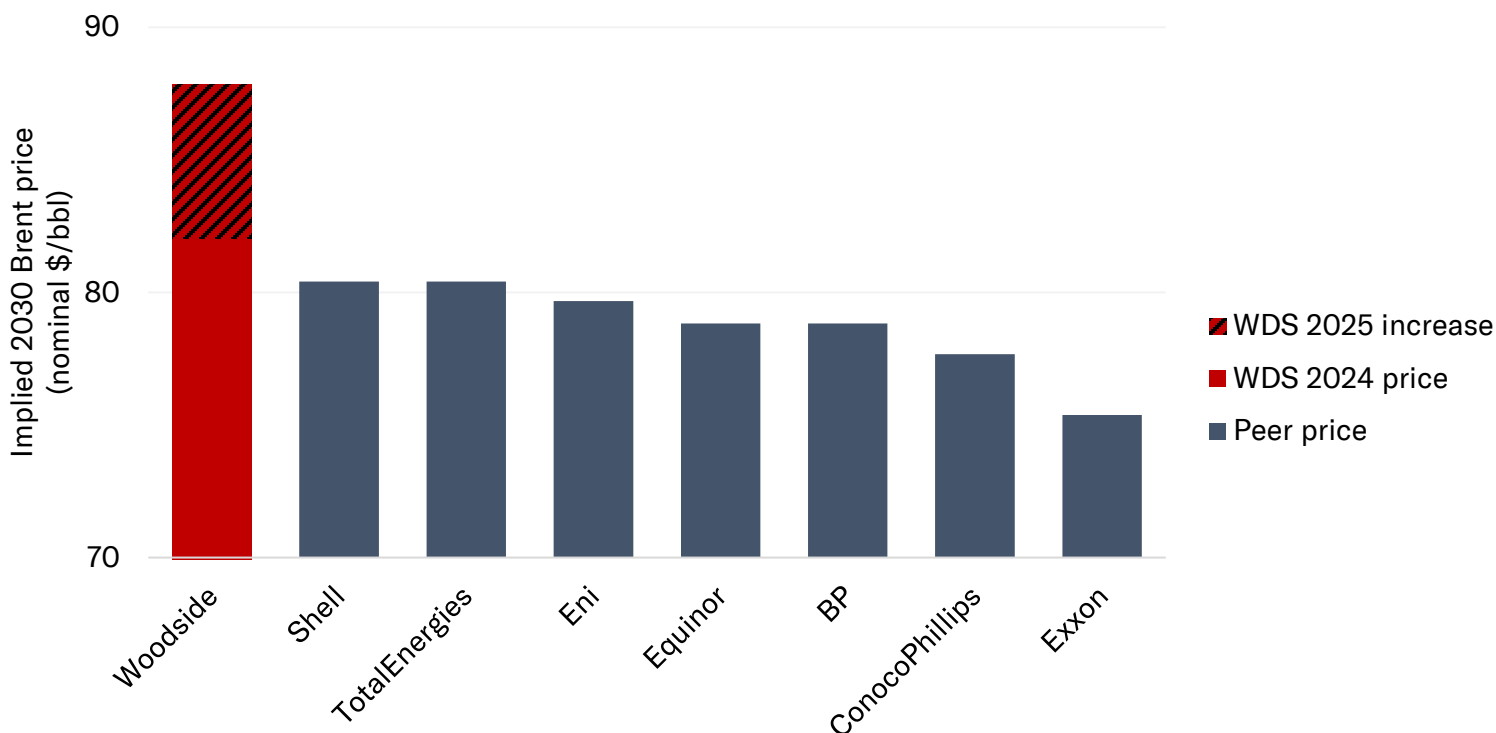
It disclosed a further 7% increase in its 2024 Annual Report.

This does not seem like a prudent worldview for a company that has:

- a long history of underperforming against its peers
- a portfolio of growth projects that benchmark poorly.

Assuming higher oil prices makes Woodside more likely to sanction marginal projects which we think its peers would not invest in.

Woodside has a higher oil price assumption than any supermajor



Source: Company disclosures

Woodside says Sangomar's early performance is "outstanding"¹, but it appears to be conflating a project that generates cash, with one that generates shareholder value

Despite Sangomar generating strong cash flows in 2024, we estimate the project has eroded US\$835 million of shareholder value:²

- Despite a reliable start up and significant cash flow generation, the project was completed 12 months late and 18% over budget.
- Woodside spent over US\$ 1 billion (nominal) acquiring its 82% stake in the project, despite trying to sell down from its original 35% stake.
- The project emitted ~1.1 MtCO₂e in its first year – more than Australia's three oil FPSOs emit in a year.

Woodside makes similar claims about Pluto's success, but:

- it was 77% over budget and 2 years late³
- we estimate it eroded US\$2.7 billion in NPV.

1. <https://www.woodside.com/docs/default-source/asx-announcements/2025/woodside-releases-reserves-statement-and-sangomar-update.pdf>

2. [Woodside releases reserves statement and Sangomar update](#). 2016 NPV basis (when the first acquisition was made). Based on Rystad Energy's asset model, including acquisition costs, a forward price deck and a discount rate that accounts for the country-risk premium (14%). Ignoring with country risk premium (by using a 10% discount rate) results in an NPV of negative US\$515 million.

3. 2007 NPV basis (FID year), using Rystad Energy's asset model, including Rystad's 2023 reference price deck 10% discount rate. "77% over budget" compares Rystad Energy's capex data to Woodside's FID guidance.

Woodside's pre-FID greenfields gas projects (e.g. Browse) are not Paris-aligned or low cost

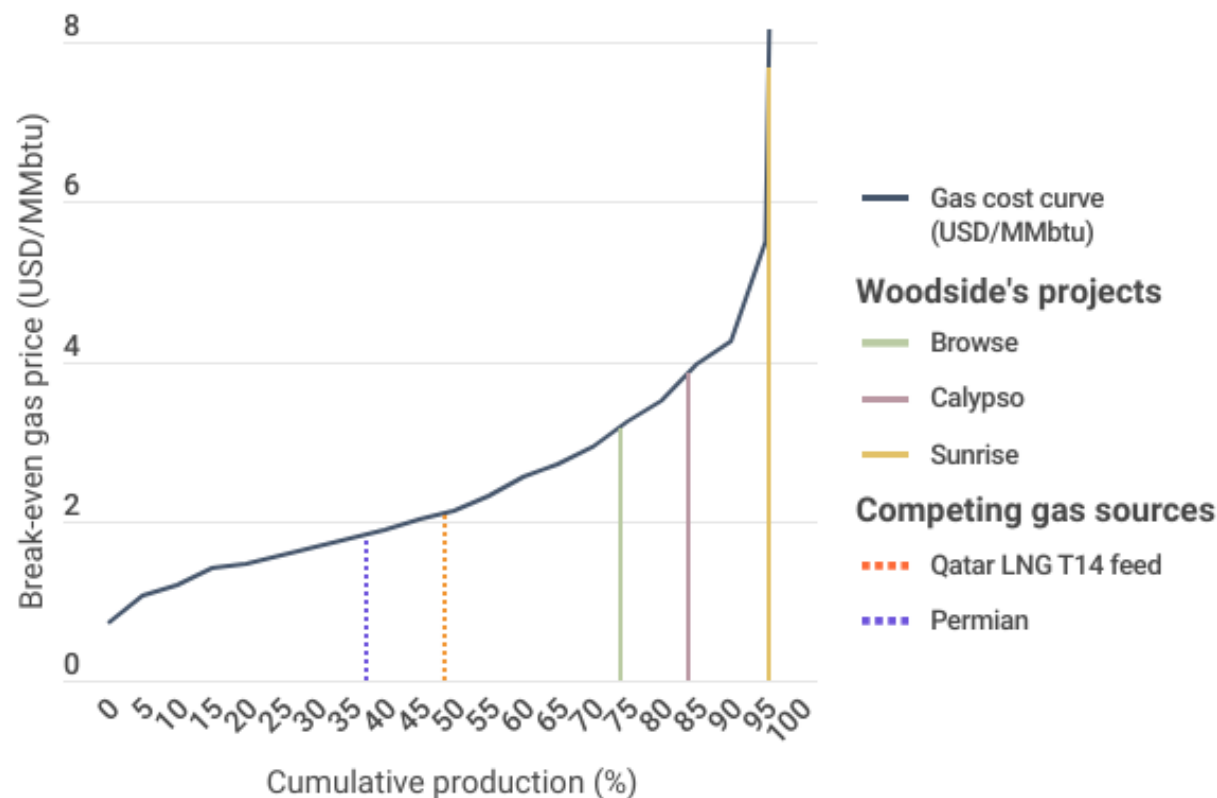
Browse¹:

- **is more expensive than 70% of the world's unapproved gas projects**
- over 50% more expensive than sanctioned Qatar and unconventional Permian projects
- makes up half of Woodside's upstream pre-FID portfolio by capex, production and emissions
- has not been developed, despite having being discovered in the 1970s, had multiple FEED studies completed, suffered one negative FID, and sunk over \$800m in development costs²
- is not Paris-aligned.

Sunrise and Calypso:

- **are even more expensive than Browse**
- are being progressed by Woodside despite being classified by Rystad as 'uncommercial' or commercial 'uncertain'.

Woodside's pre-FID gas projects are high cost³



1. https://www.accr.org.au/downloads/whats-next-for-woodside_01082024.pdf, slide 6

2. S&P and company disclosures

3. ACCR analysis of Rystad Energy data

Woodside's recent acquired project, Louisiana LNG, is also high cost and high emissions

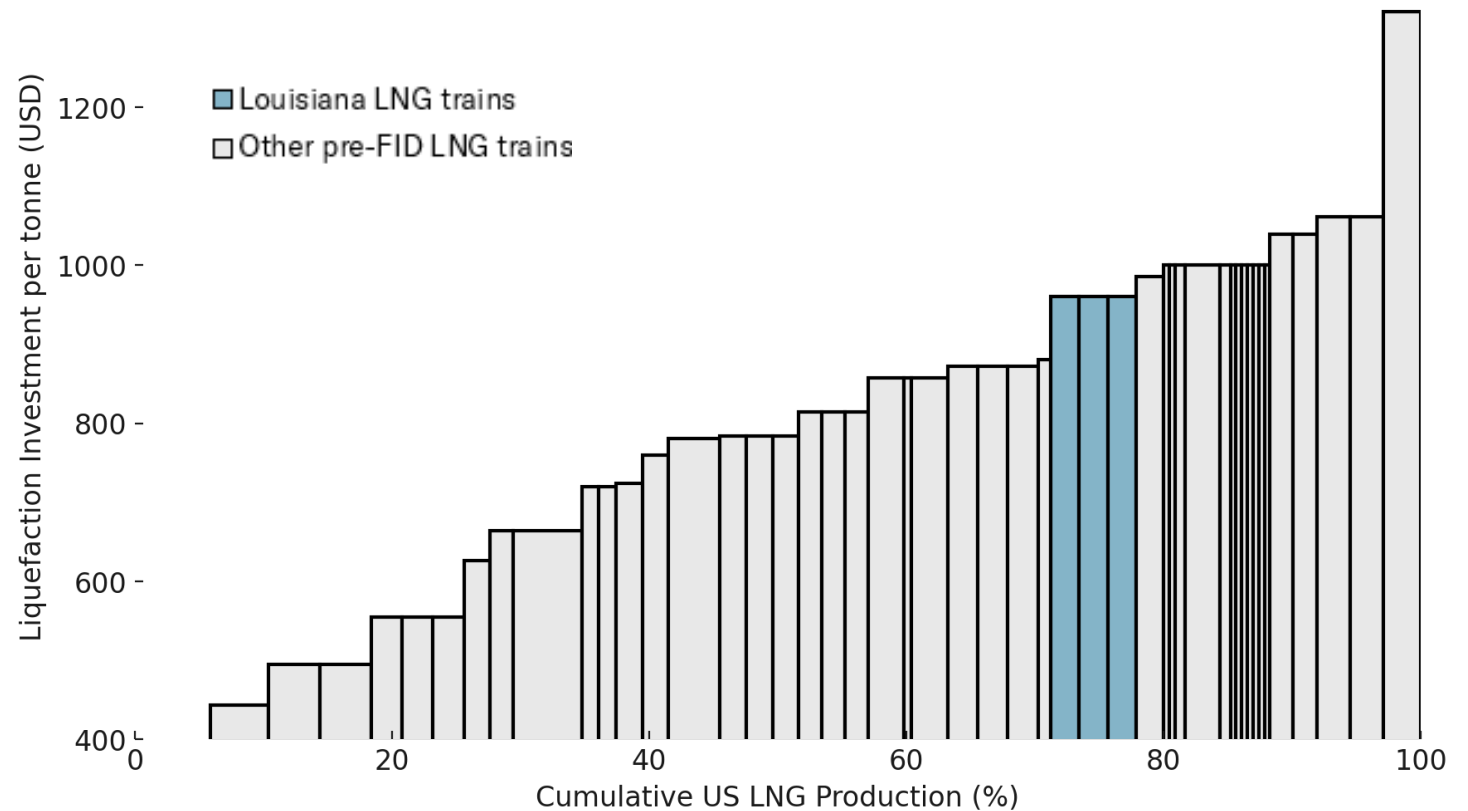
Woodside recently acquired Louisiana LNG, a pre-FID liquefaction project, from Tellurian.

Rystad data shows that Louisiana LNG is higher capex than 70% of US LNG facilities.¹

Woodside is targeting FID for the 11Mtpa 'foundation project' in early 2025. Even if Woodside sold down 50%, the foundation project would increase Woodside's scope 3 emissions by 27%.

Development of all four phases, with no sell-down, would almost double Woodside's emissions.

Louisiana LNG is more expensive than 70% of US LNG production¹



1. ACCR analysis of Rystad Energy data

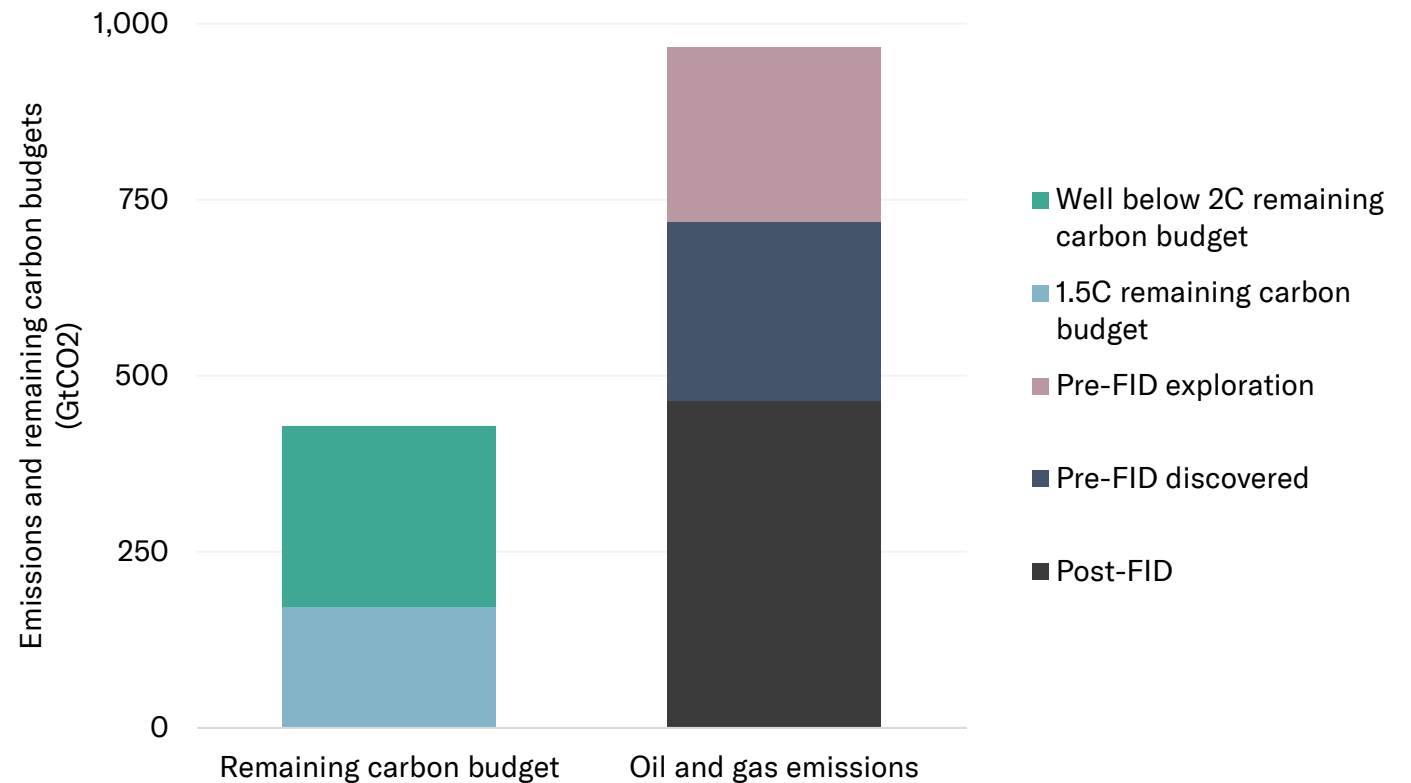
Even if Woodside's projects were competitive, there's insufficient remaining carbon budget for them to be developed

The global oil and gas sector already has enough projects operating or under construction to consume all the remaining 1.5°C and well below 2°C carbon budgets.

When adding discovered projects (e.g. Browse and potential feed to Louisiana), the oil and gas sector consumes more than four times the remaining 1.5°C carbon budget.

Any allowance made for the coal, cement or land sectors would mean that we further exceed the carbon budget.

Existing oil and gas projects exhaust remaining Paris-aligned carbon budgets¹



1. Carbon budgets: [Lamboll et al](#), 2023, adjusted for subsequent emissions. Emissions: ACCR analysis of Rystad Energy data

Persistent failure to manage climate risk

The Board is accountable for Woodside's inadequate response to investor feedback.

- **There is a clear pattern of unresponsiveness to consistent and escalating investor concerns since at least 2020.**
- **Despite over 250 investor meetings, Woodside has not substantively changed its strategy. The climate plan remains essentially unchanged since 2021.**
- **It has regularly dismissed or downplayed these concerns and the shareholders that raise them.**

Woodside's climate strategy has not materially changed since 2021

Woodside has been persistently unresponsive to shareholder concerns around management of climate risk

Investor Concern	2021 Climate Report	Updates included in the 2022 Climate Report, 2023 CTAP and 2024 Update	ACCR analysis	Resolved?
Shareholder responsiveness	Single Say on Climate vote. No commitment to future votes.	Advisory vote was held in 2024 and is proposed to be held 3 yearly thereafter.	Woodside has not responded to firm and repeated investor feedback on its climate plan. For Say on Climate votes to be a valuable governance mechanism, companies need to be responsive to investor voting.	✗
Targets not science-based	Scope 1 equity: 15% net emissions reduction by 2025, 30% by 2030. Net zero aspiration for 2050.	No change.	Company not decarbonising in line with stated commitment to Paris Agreement. The IEA concluded a >60% reduction in scope 1 & 2 (absolute) emissions is required by 2030 in their 1.5°C scenario.	✗
Scope 3 targets	No scope 3 target. Includes a \$5bn capital target for 'new energy'.	Dismissed scope 3 targets as too hard in the 2022 Climate Report. The 2023 CTAP has expressed the 'new energy' target in terms of both a capital cost and avoided emissions. Not a credible scope 3 target.	Scope 3 emissions are ~90% of Woodside's emissions. 'New energy' does not reduce scope 3 emissions, unless it displaces fossil fuel investment. Woodside is continuing to pursue fossil fuel expansion.	✗
Over reliance on offsets	>100% reliance on offsets for Scope 1 target, when considering the expected growth in absolute emissions.	Increasing disclosure of unsanctioned and indicative scope 1 emission reductions. No disclosure of scope 1 emissions increases associated with unsanctioned oil and gas projects.	Over reliance on offsets remains.	✗

Woodside's 2024 climate performance was underwhelming

Scope 3 emissions:

- emissions increased in 2024
- Louisiana LNG would increase emissions by a further 27-91%.¹

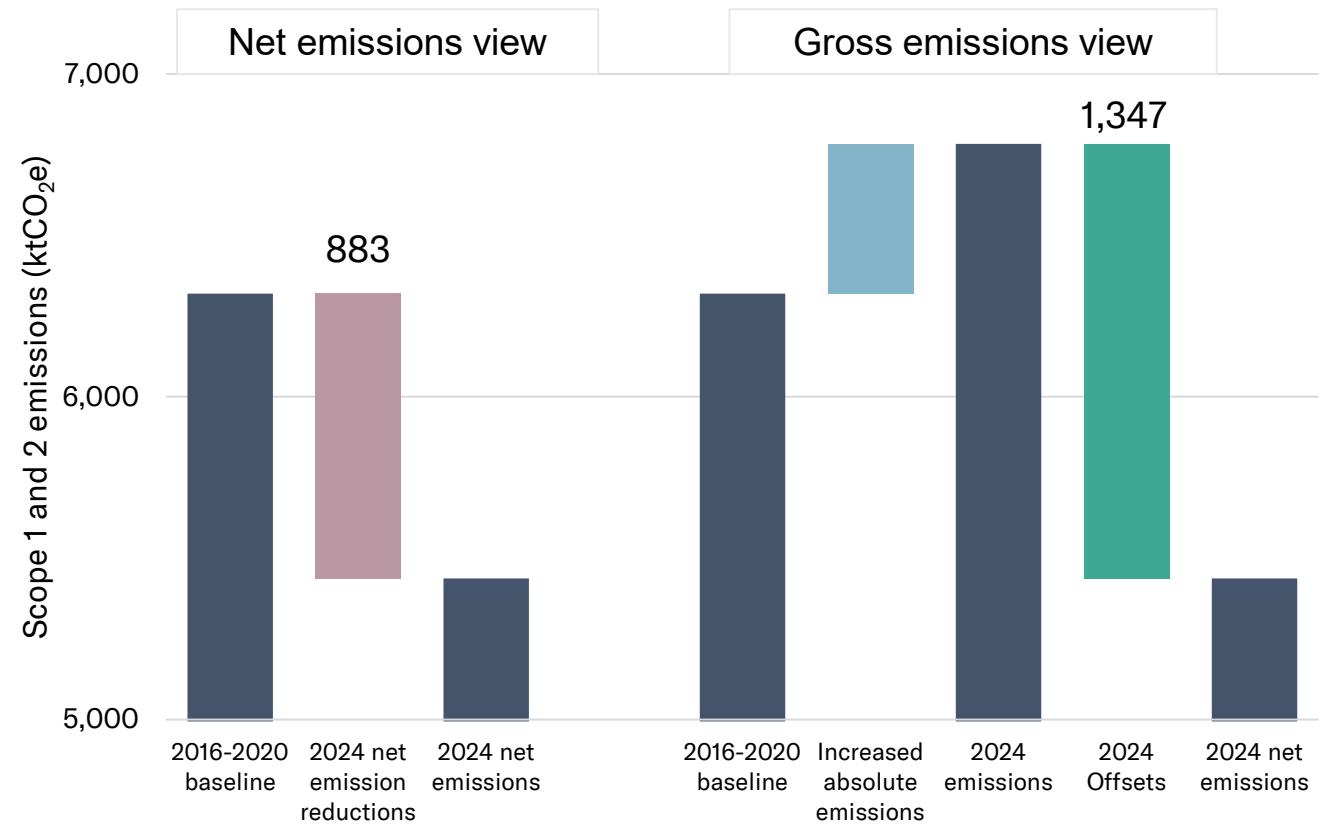
Scope 1 and 2:

- emissions and emissions intensity both increased in 2024
- emissions are above the baseline, so offsets delivered 152% of the reduction in net emissions for the year (see chart)
- Sangomar emitted ~1.1 MtCO₂e in 7 months of operation - equivalent to 18 months of emissions from Australia's three oil producing FPSOs.²
- most potential reductions cost \$200-500/tCO₂e.

'New energy':

- Beaumont ammonia uses ~50% of the capex target to deliver ~30% of the abatement target.

Woodside offset 152% of 2024 scope 1 and 2 net emission reductions



1: Relative to Woodside's 2024 emissions. 27% is for trains 1-3 with a 50% sell down. Emissions from all trains with no sell down would reflect a 91% increase.

2: Ningaloo Vision, Vincent and Pyrenees emitted 0.74MtCO₂e of scope 1 emissions in FY23, which is the latest data published under Australia's Safeguard Mechanism

Woodside received the world's worst Say on Climate vote. Twice.

We agree with Meg O'Neill that Woodside's climate strategy is the same as its business strategy.¹

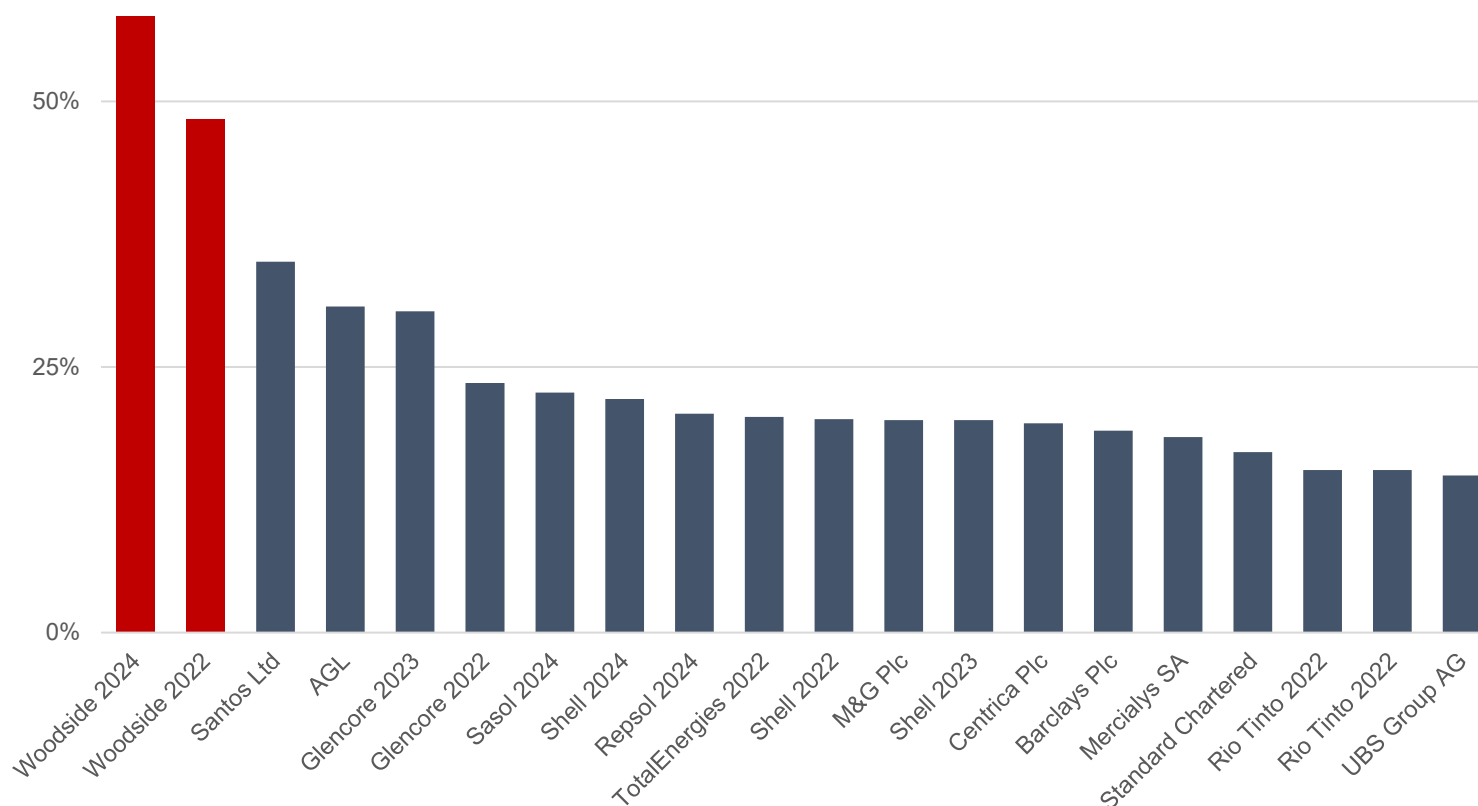
Woodside is the only company in the world to receive a majority shareholder vote against its climate plan, under the Say on Climate initiative.

The last 2 years have also seen the worst vote on record against a Woodside:

- Director - Ian Macfarlane, 35%, 2023
- Chair - Richard Goyder, 17%, 2024

Despite firm, consistent and escalating investor feedback, we see no sign from Woodside that it will make substantive changes to its climate strategy.

Woodside is the only company to suffer a majority vote against its climate plan²



1. Woodside, "Thriving through the energy transition briefing transcript", p16

2. [MSCI](#), Diligent, ACCR. Displaying the 20 votes with the most votes against

2020: 50% of shareholders called for Paris aligned targets

ACCR Resolution (abridged)

Shareholders request the Board disclose, in annual reporting from 2021:

1. Short, medium and long-term targets for reductions in our company's Scope 1, 2 and 3 emissions that are aligned with the Paris Agreement;
2. Details of how our company's exploration and capital expenditure, is aligned with the Paris Goals; and
3. Details of how the company's remuneration policy will incentivise progress against the Targets.

An ASX record

In April 2020, Woodside Petroleum became the first Australian company to receive a majority vote on a shareholder resolution related to climate change.¹

Woodside's response

*"Both Mr Goyder and Mr Coleman insisted that Woodside's big gas projects would help deliver the commitments of the Paris climate accord by displacing higher-emissions fuels."*²

1: [Shareholder activism on climate change heats up](#), April 2021

2: AFR, ['Worst in my career' in oil: Woodside CEO](#), 30 April 2020

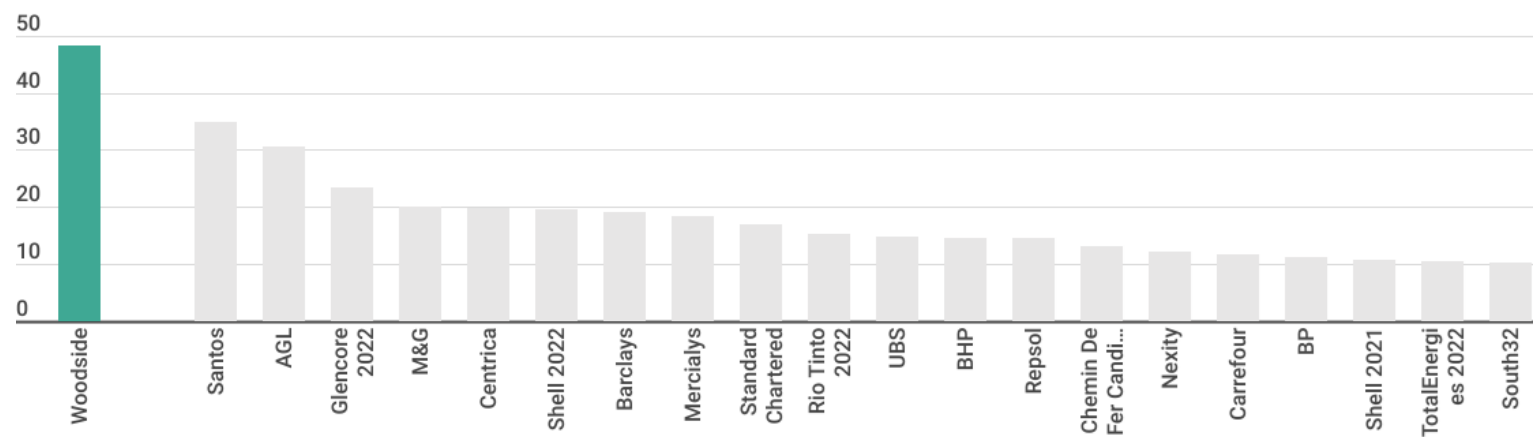
2021 Climate Report: the world's worst Say on Climate vote, 49% against



Despite the 2020 AGM vote, the 2021 Climate report did not include Paris-aligned emission targets, capital allocation or remuneration framework.

Investors were also concerned about the over-reliance on offsets.

This report received the world's worst Say on Climate vote (%) against)



Mr Goyder stated that investor support for directors and BHP merger was a sufficient endorsement of company strategy.

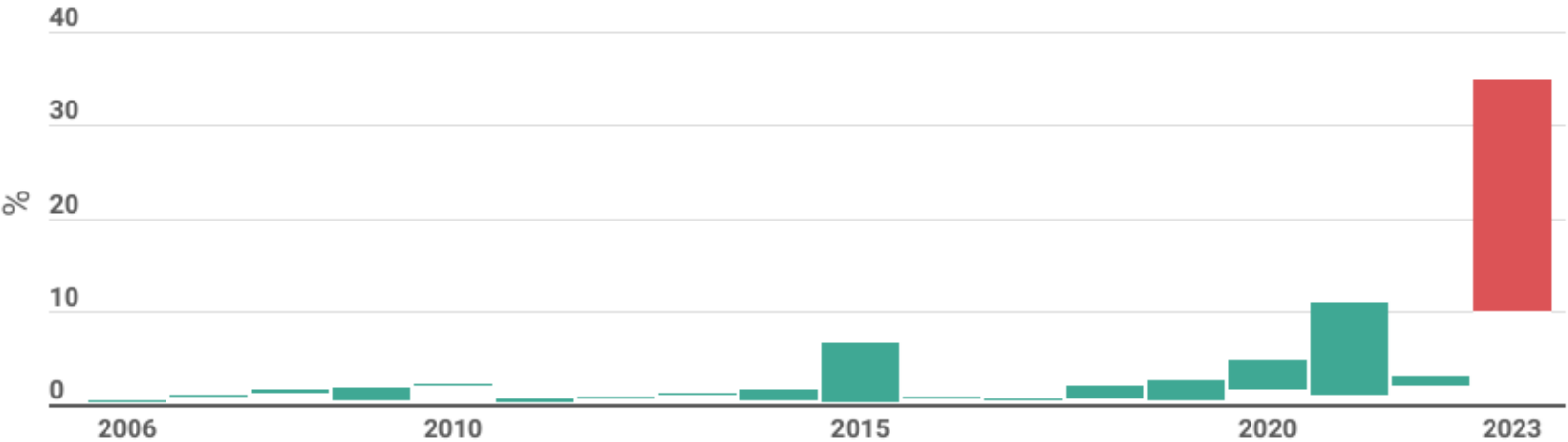
2022 Climate Report: Woodside's worst ever vote against a director, 35% against



Much of this report is similar to our Climate Report 2021 because our understanding and strategy remains the same.

Message from the Chair, 2022 Climate Report

The 2022 Climate Report triggered unprecedented protest against a Woodside director (% against)



“Mr Goyder joked the former politician [Mr Macfarlane] would have been happy with anything more than 50 per cent in support.”¹

1: AFR, [Macfarlane withstands Woodside investor backlash over climate](#), 28 April 2023

2023 Climate Transition Action Plan: the world's only majority vote under the Say on Climate mechanism, 58% against

The 2023 CTAP added a metric to Woodside's 'new energy' strategy, but made no substantive changes.



“

"Many of those groups [that predeclared against the CTAP] are not significant shareholders in Woodside. They are very, very small shareholders in Woodside. We will engage with the serious shareholders in Woodside on where we go."

**Richard Goyder, Woodside Chair
2024 Annual General Meeting**

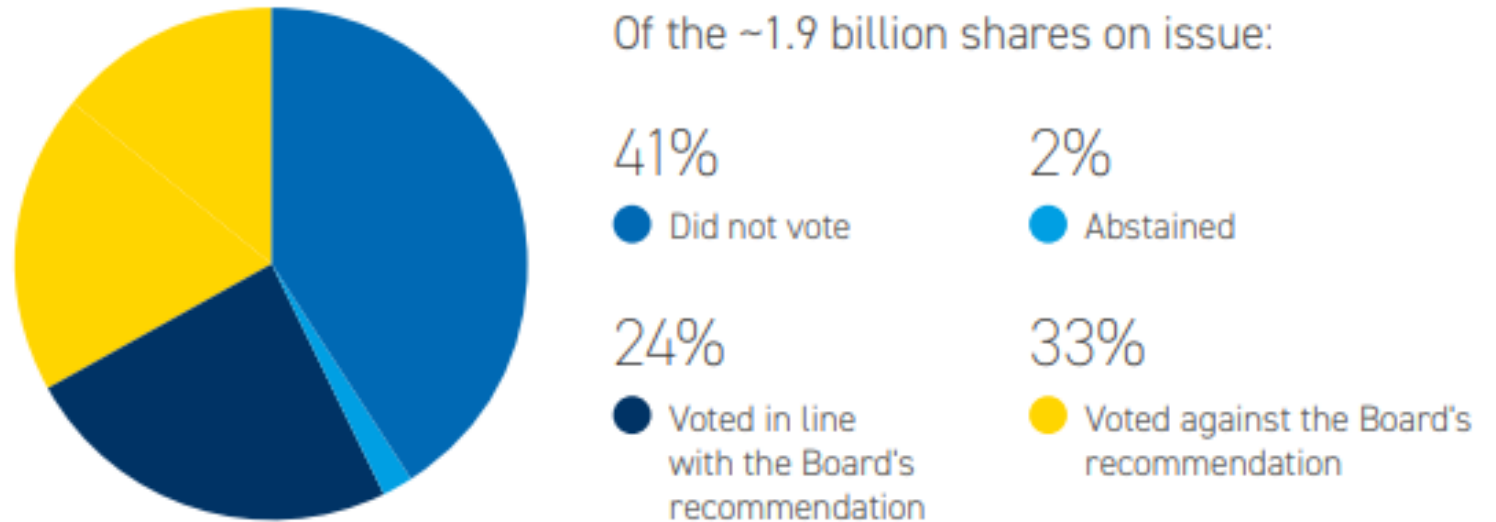
Woodside downplayed the rejection of its 2024 CTAP, by counting votes that were not cast

In a recent report showcasing its climate-related investor engagement¹, Woodside published a chart that visually minimised the size of the vote against its CTAP, **by including votes that were not cast.**

Woodside's pie chart includes the 41% of issued shares that did not vote, which are not relevant to the vote outcome.

While this could be regarded as just “spin”², it is symptomatic of a persistent failure to respond to material shareholder votes around climate risk management.

Woodside included votes that weren't cast when presenting the voting results from the 2024 AGM¹



1. Woodside, [Climate related investor engagement](#), Feb 2025 p3

2. <https://www.afr.com/rear-window/woodside-s-richard-goyder-bathes-in-absent-votes-20250220-p5ldoy>

DISCLAIMER

Copyright

Any and all of the content presented in this report is, unless explicitly stated otherwise, subject to a copyright held by the ACCR. No reproduction is permitted without the prior written permission of ACCR.

No distribution where licence would be required

This document is for distribution only as may be permitted by law. It is not directed to, or intended for distribution to or use by, any person or entity who is a citizen or resident of or located in any locality, state, country or other jurisdiction where such distribution, publication, availability or use would be contrary to law or regulation or would subject ACCR to any registration or licensing requirement within such jurisdiction. By accepting this document, the recipient will be deemed to represent that they possess, either individually or through their advisers, sufficient investment expertise to understand the risks involved in any purchase or sale of any financial instruments discussed herein.

Nature of information

None of ACCR, its officers, agents, representatives or and employees holds an Australian Financial Services Licence (AFSL), and none of them purports to give advice or operate in any way in contravention of the relevant financial services laws. ACCR, its officers, agents, representatives and employees exclude liability whatsoever in negligence or otherwise, for any loss or damage relating to this document or its publications to the full extent permitted by law.

This document has been prepared as information or education only without consideration of any user's specific investment objectives, personal financial situation or needs. It is not professional advice or recommendations (including financial, legal or other professional advice); it is not an advertisement nor is it a solicitation or an offer to buy or sell any financial instruments or to participate in any particular trading strategy. Because of this, no reader should rely upon the information and/or recommendations contained in this document. Users should, before acting on any information contained herein, consider the appropriateness of the information, having regard to their objectives, financial situation and needs. It is your responsibility to obtain appropriate advice suitable to your particular circumstances from a qualified professional before acting or omitting to act based on any information obtained on or through the report. By receiving this document, the recipient acknowledges and agrees with the intended purpose described above and further disclaims any expectation or belief that the information constitutes investment advice to the recipient or otherwise purports to meet the investment objectives of the recipient.

No representation is made that any estimated returns in this document will be achieved, or that all (or any) assumptions in achieving these returns have been considered or stated. It should not be assumed that any of the securities transactions or holdings referenced in this document were, or will prove to be, profitable, or that any future investment decisions will be profitable, or will be comparable to the investment performance of the securities or strategies discussed in this document. **Past performance of any investment is not indicative, or a guarantee, of future results.**

Data from Rystad Energy has been used to prepare parts of this presentation. Rystad Energy is not responsible for any conclusions that we have made and we remain responsible for any assumptions or errors made during the analysis of Rystad Energy data

DISCLAIMER

Forward looking statements

Certain information constitutes “forward-looking statements”, which can be identified by the use of forward-looking terminology such as “may”, “will”, “should”, “expect”, “anticipate”, “target”, “project”, “estimate”, “intend”, “continue” or “believe”, or the negatives thereof or other variations thereon or comparable terminology. The projected results and statements contained in this document that are not historical facts are based on current expectations and assumptions and involve risks, uncertainties and other factors that may cause actual results, performance or achievements to be materially different from any future results, performance or achievements expressed or implied by such projected results and statements. Assumptions relating to the foregoing involve judgments with respect to, among other things, future economic, competitive and market conditions and future business decisions, all of which are difficult or impossible to predict accurately and many of which are beyond the control of ACCR.

Information not complete or accurate

The information contained in this report has been prepared based on material gathered through a detailed industry analysis and other sources and although the findings in this report are based on a qualitative study no warranty is made as to completeness, accuracy or reliability of fact in relation to the statements and representations made by or the information and documentation provided by parties consulted as part of the process.

The sources of the information provided are indicated in the report and ACCR has not sought to independently verify these sources unless it has stated that it has done so. ACCR is not under any obligation in any circumstance to update this report in either oral or written form for events occurring after the report has been issued. The report is intended to provide an overview of the current state of the relevant industry or practice.

This report focuses on climate related matters and does not purport to consider other or all relevant environmental, social and governance issues.

Any prices stated in this document are for information purposes only and do not represent valuations for individual securities or other financial instruments. ACCR does not represent that any transaction can or could have been affected at those prices, and any prices do not necessarily reflect ACCR’s internal books and records or theoretical model-based valuations and may be based on certain assumptions. Different assumptions by ACCR or any other source may yield substantially different results.

Conflicts of Interest

ACCR provides independent reports on companies’ environmental, social and governance practices. ACCR, its members, employees and affiliates may have a long position in securities discussed in this document. ACCR intend to continue trading in these securities and may at any time be long these securities (or any other securities of the same issuer) or any related investments, regardless of the position or views expressed in this document.

Links to Other Websites

This document may contain links to other websites not owned or controlled by the ACCR and ACCR assumes no responsibility for the content or general practices of any of these third party websites and/or services whose terms and conditions and privacy policy should be read should you access a website as a result of following a link cited in this report.



About Us

ACCR is a multidisciplinary organisation with expertise in shareholder strategy, equities analysis, climate science and legal risk. Our focus is enabling investors to escalate their engagements with major, heavy-emitting listed companies in their portfolios, as a tool for managing physical climate risk.